



MAYOR'S OFFICE OF
**RECOVERY
PROGRAMS**
BALTIMORE CITY



Brandon M. Scott
Mayor

CITY COUNCIL ANNUAL REPORT

June 2022

Table of Contents

Executive Memo	3
Subawardee Accomplishments.....	8
Economic Recovery Fund	8
Funded City Agencies.....	20
<i>Baltimore City Recreation and Parks (BCRP)</i>	20
<i>Baltimore City Health Department (BCHD)</i>	20
<i>Mayor's Office of Broadband and Digital Equity (MOBDE)</i>	20
<i>Mayor's Office of Neighborhood Safety and Engagement (MONSE)</i>	20
<i>Mayor's Office of Employment Development (MOED)</i>	22
Summary Performance Measures.....	23

Executive Memo

To: The Honorable City Council President Nick J. Mosby; Baltimore City Council

From: Shamiah T. Kerney, Chief Recovery Officer

CC: Mayor Brandon M. Scott; Christopher Shorter, Chief Administrative Officer

Date: June 30, 2022

Re: American Rescue Plan Funds – Performance Oversight Council Bill 21-0121 Annual Report

Background

This memorandum accompanies the City of Baltimore Mayor's Office of Recovery Program's submission of its annual report to the City Council on spending and performance related to American Rescue Plan Act (ARPA) funding. Specifically, Council Bill 21-0121 § 49-2(D) prescribes the elements of legislatively required reporting, which stipulates that annual reports shall include:

- I. An assessment of disbursement and management of funds;
- II. Disaggregated data of disbursement recipients;
- III. Inequities addressed by the funds;
- IV. Recommendation steps to address and resolve identified inequities; and
- V. Updates regarding community engagement.

Commitments and Expenditures

Since its inception in July 2021 through June 2022, the Mayor's Office of Recovery Programs has committed \$481.1 million in ARPA funds to several City and quasi-government agencies to support various projects and initiatives for the benefit of Baltimore City residents.

In consultation and collaboration with the University of Baltimore, the Recovery Office selected six municipalities as peers for comparing ARPA projects and planning, based on proximity, size, a high-level understanding of the cities' economic conditions and municipal challenges, and the amount of their respective ARPA State and Local Fiscal Relief Fund (SLFRF) allocation. Table 1 below provides a summary comparison of expenditures reported to the U.S. Department of Treasury as of January 31, 2022.

Table 1: Peer Cities Comparison of ARPA Expenditures as of January 31, 2022

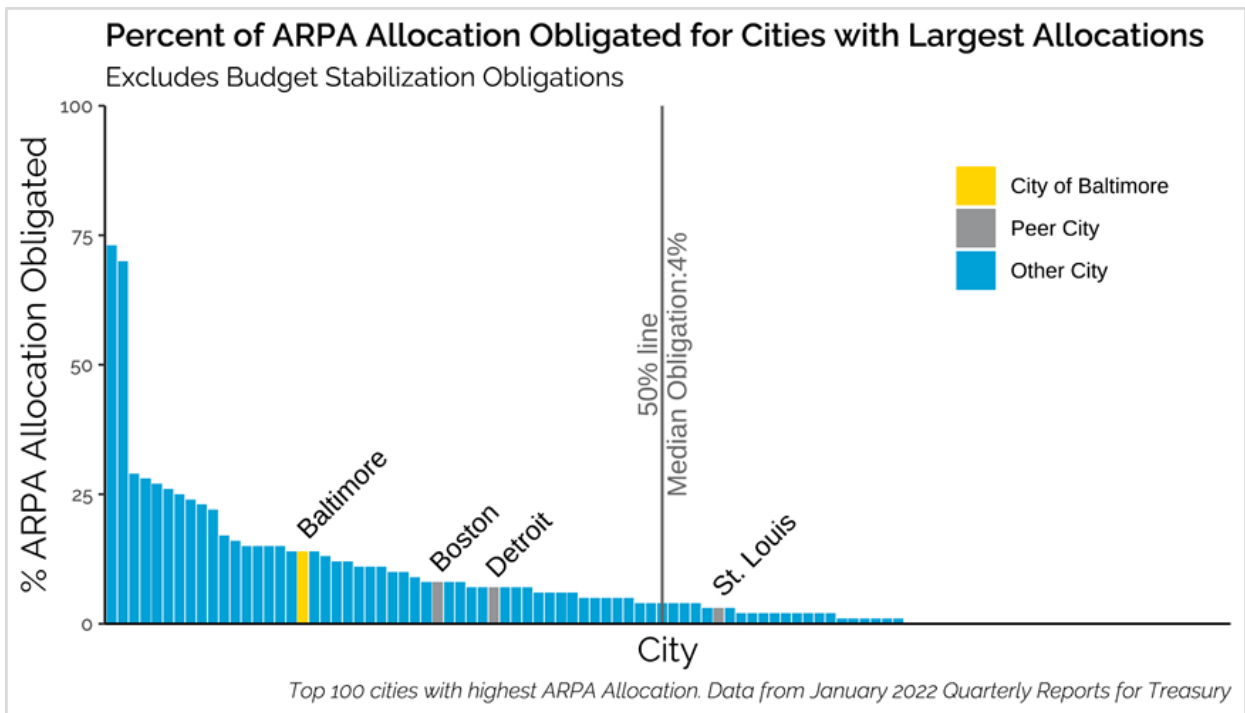
Municipality	Allocation	Total Obligations	Total Expenditures	Total Obligations (Excl. Budget Stabilization)	Total Expenditures (Excl. Budget Stabilization)	% Allocation obligated (Excl. Budget Stabilization)	% Allocation expended (Excl. Budget Stabilization)
Detroit, MI	\$826,675,290	\$54,095,649	\$4,678,547	\$54,095,649	\$4,678,547	7%	1%
Baltimore, MD	\$641,170,128	\$71,210,058	\$12,865,442	\$71,210,058	\$12,865,442	14%	2%
St. Louis, MO	\$439,692,690	\$13,752,311	\$1,965,498	\$13,752,311	\$1,965,498	3%	0%
Boston, MA	\$424,179,607	\$89,884,943	\$14,613,956	\$34,884,943	\$14,613,956	8%	3%
Washington, DC	\$372,859,344	Not available	Not available	Not available	Not available	Not available	Not available
Montgomery County, MD	\$204,100,000	\$115,700,000	\$114,981,756	\$22,700,000	\$21,998,833	11%	11%

Baltimore County, MD	\$160,706,923	\$33,334,118	\$23,403,767	\$23,334,118	\$23,334,118	15%	15%
----------------------	---------------	--------------	--------------	--------------	--------------	-----	-----

Note: Data from US Treasury Quarterly Reports submitted in January 2022. Data on obligations and expenditures for Washington, DC were not available. All funding amounts are taken directly from Treasury and have not been independently verified. *The allocation amount listed for Baltimore City has been corrected in the chart from \$525,891,651 listed on Treasury's website.

The Recovery Office compared Baltimore City's obligations and expenditures to peer and other large cities using data submitted to the U.S. Department of Treasury in the January 2022 quarterly report (the most recent data available). Baltimore City received the 7th most SLFRF funding of US cities and is compared to the other 99 cities with the most funding in the charts below (Figures 1 and 2). In addition, Baltimore City has obligated the 17th highest percentage of its allocation, excluding budget stabilization/revenue replacement. See figure 1 below. As of the January 2022 Project and Expenditure report to Treasury, 29 of the 100 cities with the highest ARPA funding have not obligated *any* funding for non-budget stabilization projects.

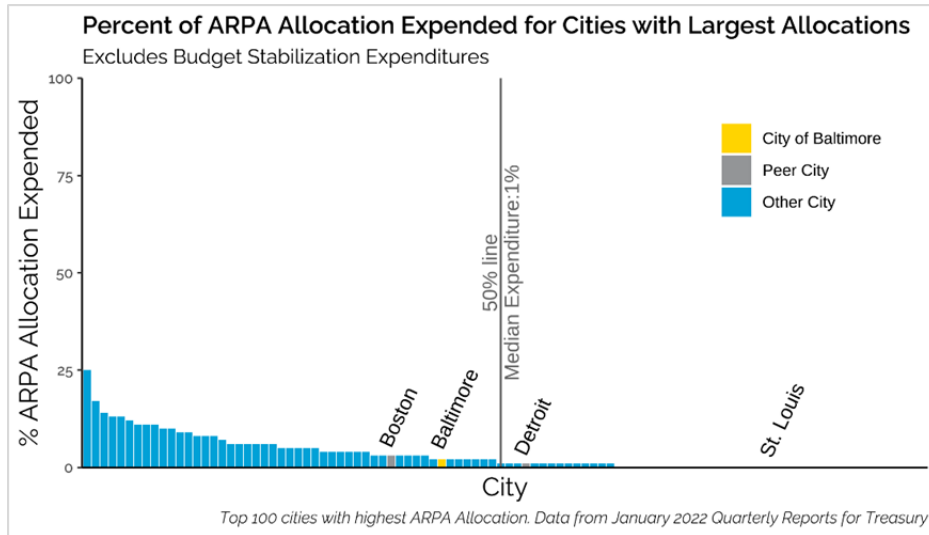
Figure 1: Percent of ARPA Allocation Obligated for Cities with Largest Allocations



Note: All funding amounts are taken directly from Treasury and have not been independently verified.

In another comparison, Baltimore City ranks 42 out of the 100 cities with the most ARPA SLFRF funding expended, excluding revenue replacement/budget stabilization. See figure 2 below. Of these cities, 37 have not expended *any* funding on non-budget stabilization projects as of the January 2022 report.

Figure 2: Percent of ARPA Allocation Expended for Cities with Largest Allocations



Note: All funding amounts are taken directly from Treasury and have not been independently verified.

Through May 2022, about \$29.8 million dollars has been spent for ARPA-funded projects accounting for about 6.2% of the current commitments and 4.7% of the city's \$641M total ARPA allocation. See Table 3. Please note, while the fiscal year ends on June 30th, year-end closeout of financial records by the Accounting Department will take additional time to complete. As such, expenditure data included in this report are preliminary and should not be considered as final for fiscal year-end.

Health Department Expenditures

In March 2022, President Biden extended federal reimbursement through the Federal Emergency Management Agency (FEMA) Public Assistance Program for eligible costs associated with ongoing COVID-19 recovery efforts through July 1, 2022. From July 1, 2022, through December 30, 2022, the cost share will shift from 100% to 90%. Accordingly, the Baltimore City Health Department (BCHD) is currently using ARPA funding for uses that are ineligible for FEMA reimbursement, such as contract tracing personnel. Accordingly, ARPA related expenditures are currently minimal. The agency will transition some additional costs from FEMA reimbursement to their ARPA grant beginning July 1, 2022.

Table 3: ARPA Expenditures by Organization and Description

Description	Total Commitment	Spend to Date
Organization: ARPA Office		
ARPA Administration	\$10,600,000	\$2,329,782
Organization: Baltimore City Dept of Planning		
Food Insecurity	\$11,070,000	\$0
Organization: Baltimore City Health Department		
Communications	\$1,533,460	\$0
Contact Tracing	\$18,905,107	\$1,328,978
Food Insecurity	\$15,928,228	\$0
Miscellaneous	\$596,795	\$0
Operational Support	\$6,207,113	\$18,128
PPE	\$9,975,461	\$0
Testing	\$12,270,615	\$0
Vaccination	\$13,288,487	\$0
Vulnerable Communities	\$1,294,734	\$0
Organization: Baltimore City Recreation and Parks		

Administration	\$2,923,093	\$0
Renovation	\$38,076,907	\$0
Organization: Baltimore Civic Fund		
Nonprofit Relief	\$8,300,000	\$6,225,000
Organization: Baltimore Development Corporation		
Small Business Relief	\$11,700,000	\$4,000,000
Organization: Baltimore Office of Promotion and the Arts		
Individual Artists Relief	\$500,000	\$500,000
Organization: Baltimore Public Markets Corporation		
Small Business Relief	\$4,917,957	\$0
Organization: CASH Campaign of Maryland		
Guaranteed Income Payments	\$4,800,000	\$0
Organization: City of Baltimore		
Vaccine Incentive	\$10,347,746	\$10,347,746
Organization: Department of Housing and Community Development		
Blight Elimination and Prevention	\$39,687,904	\$0
Resident Protection	\$4,000,000	\$0
Strategic Capital Investment	\$56,312,096	\$0
Organization: Family League of Baltimore		
Child Care Provider Relief	\$2,000,000	\$2,000,000
Organization: Mayor's Office of Broadband and Digital Equity		
Administration	\$1,510,553	\$30,631
Broadband - Phase II	\$29,000,000	\$0
Broadband Access	\$4,489,447	\$0
Organization: Mayor's Office of Employment Development		
Administration	\$4,653,282	\$57,566
Hire Up	\$5,204,598	\$59,207
Train Up	\$8,936,253	\$0
Workforce Supports	\$2,905,650	\$126,420
YouthWorks	\$8,300,217	\$128,674
Organization: Mayor's Office of Homeless Services		
Emergency Housing, Shelter Demobilization, Housing Stability, Housing Accelerator Fund	\$75,000,000	\$0
Organization: Mayor's Office of Neighborhood Safety and Engagement		
Administration	\$5,857,150	\$143,688
Gun Violence	\$23,655,000	\$0
Neighborhoods	\$1,625,000	\$0
Re-entry	\$13,690,000	\$0
Victim Services	\$1,412,850	\$500
Youth and Trauma	\$3,760,000	\$0
Organization: University Partners		
Administration	\$600,000	\$20,855
Organization: Various City Agencies		
Position Restoration	\$2,745,000	\$0
Organization: Visit Baltimore		
Hotel Relief	\$2,500,000	\$2,500,000
Total	\$481,080,703	\$29,817,175

Notes: Data as of May 2022. Data in the "Spend to Date" column indicate invoiced amounts from the fiscal agents – Baltimore Civic Fund, Baltimore Development Corporation, Baltimore Office of Promotion and the Arts, Family League and Visit Baltimore to the Mayor's Office of Recovery Programs. The City accounting department considers each month's accounting records closed by the 10th business day of the following month. For example, the accounting records for May 2022 are considered closed by June 14, 2022. Changes to account numbers, accruals, delayed data entry, or other accounting related transactions impact the accuracy of spending data month-to-month. At the end of the fiscal year, the City of Baltimore follows year-end closing procedures to finalize records of all financial activity. Expenditure data should not be considered final until that time.

Prioritizing Equity

The Scott Administration, including the Mayor's Office of Recovery Programs recognizes the opportunity to use one-time ARPA funding to advance equity in Baltimore City. The Mayor's Office of Recovery Programs has awarded ARPA funding for significant investments into small businesses, hotels and lodging accommodations, nonprofit organizations, individual artists and childcare centers with a prioritization on minority and women-led organizations through the

Economic Recovery Fund (ERF). To ensure that assistance is provided to the entities most in need, some criteria for grant awards included, but were not limited to:

- Operation in a qualified census tract¹ (preferred)
- Proof of an operating office in Baltimore City
- MBE/WBE/DBE/Veteran or other economically disadvantaged qualification from the City, State, or Federal Government
- Fewer than 20 full-time employees
- Employ 50% or more of Baltimore City residents as W2 employees

Based on an analysis of ERF grant recipients that reported demographic data, about 56% of businesses and nonprofit organizations are in a QCT.² In addition, about 82% of grant recipients are minority-led organizations and 78% of recipients are women-led organizations. Please note, some fiscal agents administering the ERF have not disbursed all funding to beneficiaries, the final recipients of these funds. Therefore, the disbursement data will continue to be updated.

Table 4: Demographic Data of ERF Grant Recipients

Awardee	Located in QCT During Application	Located in Current QCT	Reported Demographic Information	Minority Led	Women Led	Minority and Women Led
Baltimore Civic Fund	54%	35%	97%	58%	72%	43%
Baltimore Development Corporation	62%	42%	85%	94%	82%	78%
Family League of Baltimore	53%	58%	73%	98%	89%	86%
Visit Baltimore	51%	16%	38%	57%	0%	0%
Overall	56%	43%	81%	82%	78%	66%

Note: Data as of May 2022. The Baltimore Office of Promotion and the Arts has not yet awarded grant funding, but expects to provide grants in the coming weeks.

The Recovery Office is also coordinating with our university partners to leverage reports and other research such as Baltimore Community Change 2010-2020 and the Equity Analysis of Baltimore City’s Capital Improvement Plan, FY2014-FY 2020 to inform our equity approach. In addition, the Recovery Office is leveraging this information to connect ARPA investments to specific ZIP codes and neighborhoods.

The Mayor’s Office of Recovery Programs continues to make significant progress in the awarding of ARPA funds, the monitoring of agency and organization’s progress, and in the accountability and transparency in the use of these funds. The Recovery Office is committed to prioritizing equity and will continue to do so throughout the duration of ARPA funding.

Information on awards, reports and our public-facing dashboard can be found at arp.baltimorecity.gov.

¹ Qualified Census Tract (QCTs is a designation used by the United States Treasury and the United States Department of Housing and Urban Development (HUD) to define underserved and disproportionately impacted communities. QCTs are census areas where at least half of households have lower income than most of the surrounding region.

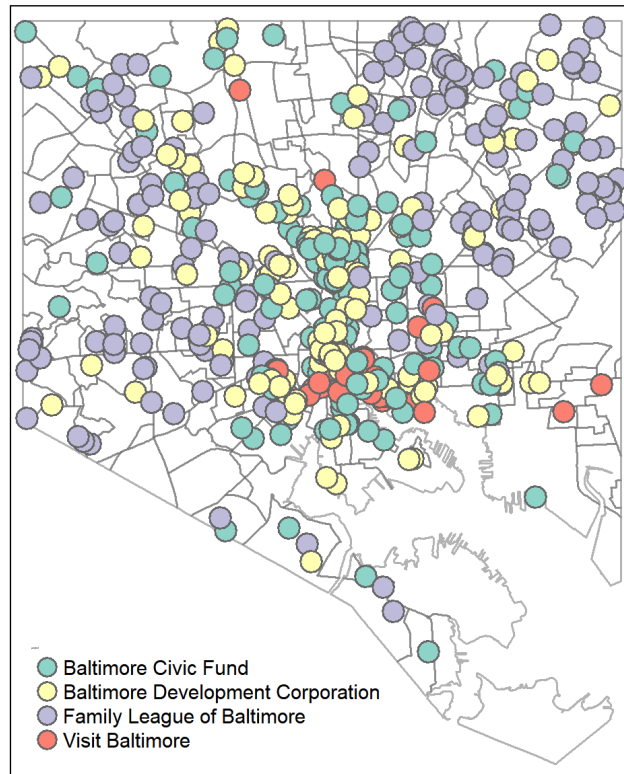
² The determination of a location in a QCT occurred at the time of the funding decision. In September 2021, the U.S. Department of Housing and Urban Development (HUD) subsequently designated new QCTs for 2022. Due to this change, the percentage of businesses and nonprofits located in a QCT decreased from 54% to 43%.

Subawardee Accomplishments

Economic Recovery Fund

A total of 553 grants, totaling \$10,342,678 have been awarded from Economic Recovery Fund fiscal agents to beneficiaries to date, including nonprofits and small businesses. The figure below indicates the location of all funded organizations. Please note, some nonprofit organizations funded by BCF used their headquarters address on applications for funding. Though the location where services are rendered may not be specifically depicted in the map, sub-awardees provide services to a wide variety of neighborhoods across the City.

Figure 3: Organizations Funded by the Economic Recovery Fund



Note: The Baltimore Office of Promotion and the Arts are in the process of accepting and evaluating applications for funding. The Baltimore Development Corporation has selected over 200 beneficiaries to award though the map above only shows those that have been funded.

Baltimore Civic Fund Economic Recovery Assistance

The Baltimore Civic Fund administers the Nonprofit Relief Fund, which is intended to reimburse nonprofits for expenses incurred and in response to or to mitigate COVID-19 or its negative economic impact, if COVID relief or other funding has not already supported those expenses. The organization provided two rounds of funds from its Nonprofit Relief Fund to date. For the 2022 Nonprofit Relief Fund, the organization received 172 applications. BCF completed an internal technical review before assigning applications to a community review group composed of diverse volunteers from across Baltimore to read and score the applications. Consensus meetings for those same volunteers occurred in June 2022 to discuss aggregate scores, share comments or concerns, and make final recommendations. BCF has awarded over \$4.2M and will continue to make awards until all funds are expended.

Table 5: BCF Grant Award Recipients

Organization	Industry	Award Amount
29th Street Community Center, Inc.	Youth Development	\$35,425
4mycity, Inc.	General Human Services	\$50,000
Afrikan Youth Alchemy (Fiscal Sponsor - Fusion Partnerships)	Youth Development	\$3,095
Araminta Freedom Initiative	General Human Services	\$22,604
Art With A Heart, Inc.	Arts, Culture, and Humanities	\$25,965
Arts For Learning Maryland (Formerly Young Audiences of Maryland)	Arts, Culture, and Humanities	\$48,853
Associated Catholic Charities, Inc.	General Human Services	\$50,000
Asylee Women Enterprise	Other	\$50,000
Aziza Pe&Ce	Youth Development	\$3,055
B'more Clubhouse	Health	\$10,000
B&O Railroad Museum	Arts, Culture, and Humanities	\$50,000
Baltimore Abortion Fund	Health	\$10,000
Baltimore Adolescent Treatment and Guidance Organization, Inc.	Youth Development	\$21,628
Baltimore Alliance For Careers In Healthcare	Employment and Workforce Development	\$13,161
Baltimore Animal Rescue and Care Shelter	Environment and Animals	\$50,000
Baltimore Area Council, Boy Scouts of America	Youth Development	\$49,841
Baltimore Bikur Cholim	Health	\$50,000
Baltimore Children's Museum, Inc. / Port Discovery	Arts, Culture, and Humanities	\$50,000
Baltimore Choral Arts Society, Inc.	Arts, Culture, and Humanities	\$24,762
Baltimore City White Knight Track Club	Youth Development	\$20,820
Baltimore Community Toolbank	Other	\$50,000
Baltimore Family Alliance	Other	\$10,000
Baltimore Jewelry Center	Arts, Culture, and Humanities	\$10,000
Baltimore Job Hunters Support Group (Bjhsjg), A Program of The Corner Community Center	Employment and Workforce Development	\$22,800
Baltimore Kids Chess League	Recreation and Sports	\$9,241
Baltimore Montessori Public Charter School	Education and Research	\$50,000
Baltimore Museum of Industry	Arts, Culture, and Humanities	\$25,000
Baltimore Outreach Services	Housing Insecurity and Homelessness	\$16,864
Baltimore Rock Opera Society	Arts, Culture, and Humanities	\$9,817
Baltimore Safe Haven	General Human Services	\$36,868
Baltimore School For The Arts Foundation, Inc.	Arts, Culture, and Humanities	\$33,740
Baltimore Squashwise	Youth Development	\$49,507
Baltimore Urban Leadership Foundation Aka The Door	Youth Development	\$10,000
Baltimore Youth Arts (Under Fusion Partnerships)	Youth Development	\$10,000
Biotechnical Institute of Maryland	Employment and Workforce Development	\$44,350
Bnos Yisroel of Baltimore	Education and Research	\$8,200
Boys & Girls Clubs of Metropolitan Baltimore	Youth Development	\$50,000
Breath of God Lutheran Church	General Human Services	\$49,224
Btst Cares	General Human Services	\$1,535
Byte Back	Employment and Workforce Development	\$39,352
Cash Campaign of Maryland	Other	\$50,000
Center Stage Associates, Inc.	Arts, Culture, and Humanities	\$50,000
Chesapeake Bay Outward Bound School	Youth Development	\$50,000
Civic Works, Inc.	General Human Services	\$50,000
Civil Justice, Inc.	Legal	\$45,211
Community Development Network of Maryland	Housing and Community Development	\$10,000
Community Law Center, Inc.	Legal	\$9,500
Court Appointed Special Advocates (Casa) For Children of Baltimore	Other	\$10,000
Creative Alliance, Inc.	Arts, Culture, and Humanities	\$29,481
Creative City Public Charter School Foundation	Education and Research	\$47,763

Organization	Industry	Award Amount
Creative Nomads	Arts, Culture, and Humanities	\$9,871
Deborahs Place, Inc.	Health	\$10,000
Digital Harbor Foundation	Education and Research	\$50,000
Druid Heights Community Development Organization	Housing and Community Development	\$27,450
Echo Resource Development, Inc.	Education and Research	\$10,000
Elev8 Baltimore, Inc.	Youth Development	\$2,667
Enterprise Community Development	Housing and Community Development	\$22,348
Eubie Blake National Jazz Institute and Cultural Center	Arts, Culture, and Humanities	\$7,569
Everyman Theatre, Incorporated	Arts, Culture, and Humanities	\$50,000
Federal Hill Main Street	Other	\$10,000
Fells Point Corner Theatre	Arts, Culture, and Humanities	\$10,000
Fishes & Loaves Pantry, Inc.	General Human Services	\$9,808
Franciscan Center, Inc.	General Human Services	\$50,000
Fuel Fund of Maryland	Housing Insecurity and Homelessness	\$50,000
Govans Ecumenical Development Corporation (Gedco)	Housing Insecurity and Homelessness	\$38,266
Greater Baltimore Ahc, Inc.	Housing and Community Development	\$17,000
Greater Baltimore Urban League	Civil Rights	\$10,000
Greater Baybrook Alliance	Housing and Community Development	\$29,447
Greater Remington Improvement Association	Community Association	\$10,000
Greenmount West Community Center Foundation Inc.	Youth Development	\$32,500
Grow Home Inc.	Youth Development	\$9,450
Hamilton-Lauraville Main Street, Inc.	Housing and Community Development	\$10,000
Har Sinai-Oheb Shalom Congregation	Other	\$50,000
Harbel Community Organization	Other	\$34,915
Healthcare Access Maryland	Health	\$50,000
Helping Up Mission	Housing Insecurity and Homelessness	\$50,000
Her Resiliency Center	General Human Services	\$10,000
Hippodrome Foundation, Inc.	Arts, Culture, and Humanities	\$50,000
Homeless Persons Representation Project	Legal	\$17,922
Humanim, Inc.	General Human Services	\$16,202
Independent World Television, Inc. (DBA The Real News Network)	General Human Services	\$10,000
Institutes For Behavior Resources, Inc.	Health	\$50,000
International Social Service-Usa	General Human Services	\$22,750
Iron Crow Theatre	Arts, Culture, and Humanities	\$9,580
Italian Cultural Center, Inc.	Agriculture, Food, & Nutrition	\$10,000
Itineris	Other	\$42,000
Jane Addams Resource Corporation - Baltimore	Employment and Workforce Development	\$18,500
Job Opportunities Task Force	Education and Research	\$15,074
Jubilee Baltimore	Housing and Community Development	\$35,000
Koinonia Baptist Church	Youth Development	\$12,672
Let's Go Boys and Girls, Inc.	Youth Development	\$50,000
Lillie May Carroll Jackson Charter School	Education and Research	\$22,750
Living Classrooms Foundation	Youth Development	\$50,000
Maestro Ensembles, Incorporated, Trade Nonprofit Name-Maestro's Bridges Program	Youth Development	\$5,000
Manna House, Inc.	Housing Insecurity and Homelessness	\$50,000
Maryland Academy of Sciences / Maryland Science Center	Education and Research	\$5,606
Maryland Humanities	Arts, Culture, and Humanities	\$5,573

Organization	Industry	Award Amount
Maryland New Directions	Employment and Workforce Development	\$50,000
Maryland Women's Heritage Center	Arts, Culture, and Humanities	\$3,817
Marylanders To Prevent Gun Violence	Public Safety	\$10,000
Media Rhythm Institute	Youth Development	\$10,000
Michele's Haven, Cdc, Inc.	General Human Services	\$8,495
Missionfit, Inc.	Youth Development	\$10,000
Mother Seton Academy	Education and Research	\$50,000
Motor House, A Project of Baltimore Arts Realty Corporation	Arts, Culture, and Humanities	\$35,551
Moveable Feast	Agriculture, Food, & Nutrition	\$50,000
Moving History	Education and Research	\$10,000
Mt. Washington Pediatric Hospital	Health	\$50,000
Muse 360 Inc	Youth Development	\$10,000
My Covenant Place	General Human Services	\$10,000
National Aquarium, Inc.	Arts, Culture, and Humanities	\$50,000
National Information Standards Organization	Education and Research	\$8,600
New Opportunities For Women, Inc.	Health	\$9,599
No Boundaries Coalition	Community Association	\$50,000
No More Stolen Childhoods	General Human Services	\$10,000
North East Housing Initiative, Inc.	Housing and Community Development	\$10,000
Omega Baltimore Foundation, Inc.	Recreation and Sports	\$9,767
Patterson Park Public Charter School, Inc.	Education and Research	\$36,572
Pigtown Main Street	Other	\$9,000
Pivot, Inc.	Employment and Workforce Development	\$10,000
Planned Parenthood of Maryland	Health	\$50,000
Pride Center of Maryland	General Human Services	\$50,000
Pride of Baltimore, Inc.	Other	\$50,000
Project I Can, A Program of Banner Neighborhoods Community Corporation	Employment and Workforce Development	\$15,126
Project Liberty Ship / S.s. John W. Brown	Other	\$50,000
Rebuild Metro, Inc.	Housing and Community Development	\$49,942
Relief Resources Maryland	Health	\$17,194
Sharp Dressed Man	Employment and Workforce Development	\$9,425
Shepherd's Clinic	Health	\$5,531
Southeast Community Development Corporation	Housing and Community Development	\$26,298
Southwest Partnership	Housing and Community Development	\$50,000
St. Ambrose Housing Aid Center, Inc.	Housing Insecurity and Homelessness	\$3,200
St. Vincent De Paul of Baltimore, Inc.	General Human Services	\$45,375
Star-Spangled Banner Flag House Association, Inc.	Arts, Culture, and Humanities	\$36,000
The Arc Baltimore	General Human Services	\$49,129
The Baltimore Station	General Human Services	\$8,000
The Baltimore Tree Trust	Employment and Workforce Development	\$50,000
The Be. Org	Youth Development	\$10,000
The Book Thing of Baltimore, Inc.	Arts, Culture, and Humanities	\$10,000
The Center For Urban Families	Employment and Workforce Development	\$10,000
The City Ranch, Inc.	Youth Development	\$10,000
The Initiative Baltimore	Youth Development	\$6,800
The Literacy Lab	Other	\$50,000
The Maryland Spca	Environment and Animals	\$22,847
The National Great Blacks In Wax Museum, Inc.	Arts, Culture, and Humanities	\$10,000
The Peale Center for Baltimore History and Architecture	Arts, Culture, and Humanities	\$9,263

Organization	Industry	Award Amount
The Producers Club of Maryland DBA Maryland Film Festival and SNF Parkway Theatre	Arts, Culture, and Humanities	\$50,000
The Samaritan Community	General Human Services	\$15,000
The Well, Inc.	Other	\$15,000
Thread, Inc.	Youth Development	\$43,500
Turnaround, Inc.	Public Safety	\$3,869
Umar Boxing Program, Inc.	Youth Development	\$5,000
Unique Fabrics Nonprofit	Youth Development	\$5,431
Village Learning Place	Other	\$40,225
Waverly Main Street	Housing and Community Development	\$10,000
Wide Angle Youth Media	Youth Development	\$41,566
Wilcome Human Services, Inc.	Housing and Community Development	\$10,000
World Trade Center Institute	Community Association	\$26,824
Y In Central Maryland	Health	\$50,000
Young Queens In Training, Inc.	Youth Development	\$7,500
	Total	\$4,237,028

Note: Data includes organizations funded through May 2022 and those selected to be funded.

Baltimore Development Corporation (BDC) Economic Recovery Assistance

BDC has processed all grant agreements from round 1 and disbursed funding to 174 small businesses, totaling \$1,875,650.

Table 6: BDC Grant Award Recipients

Organization	Industry	Award Amount
27 Gems, LLC.	Personal Services	\$4,972
A&C Pack and Ship, LLC.	Professional Services	\$9,752
Accessmatized	Other	\$5,000
Adorn Vintage Furniture & Designs	Retail Goods Establishment	\$4,250
Afrothreads, LLC.	Manufacturer	\$5,000
Ahn's Food Co., Inc.		\$4,715
Aidar Health, Inc.	Other	\$25,000
All Things Mirrored	Retail	\$5,000
Andre Bean Brand Architecture	Professional Services	\$12,500
Appalachian Field Services		\$15,000
Ariane K. Tuskey DBA Brazil Gourmet Market Place	Restaurant / Tavern / Lounge	\$24,390
Art In Praxis, LLC.	Creative Services	\$12,500
Auttrianna Projects, LLC. DBA Mare Projects	Creative Services	\$4,937
B'more Made with Pride DBA of Natasha Brown-Wainwright	Manufacturer	\$12,500
Baker, Delshan Tyette DBA Endeavor TBD	Other	\$4,961
Baltimore Beauty Bubble, LLC	Personal Services	\$5,000
Baltimore Washington Contracting	Professional Services	\$5,000
Berlin Bookstore, LLC DBA Ivy Bookshop	Retail Goods Establishment	\$16,891
Bertha's Soul Food Bar and Grille	Restaurant / Tavern / Lounge	\$20,000
Bhagyaprabhat, Inc. DBA Himalayan House Invoice	Food and Beverage Service Providers and Non-Hotel Hospitality	\$25,000
Blue Shield Assisted Living	Other	\$5,000
Bmore Art	Creative Services	\$21,500
Bottoms Up Bagels, LLC	Manufacturer	\$25,000
Braids & Beauty Supply	Personal Services	\$5,000
Bramble Brakes LLC.	Carry-Out Food Shop	\$20,000
Bull's Eye Soul Food	Carry-Out Food Shop	\$12,500
Castillo & Villegas Boutique Day Spa, LLC	Personal Services	\$4,191

Organization	Industry	Award Amount
CDM Financial Solutions, LLC.	Professional Services	\$2,000
Celestial Catering Inc	Food and Beverage Service Providers and Non-Hotel Hospitality	\$25,000
Charo General Merchandise, LLC	Retail Goods Establishment	\$5,000
Charro Negro LLC	Restaurant / Tavern / Lounge	\$25,000
Chirron Rax		\$5,000
City's Finest, Inc.	Personal Services	\$3,063
Clea Event Productions	Professional Services	\$5,000
Creative Development Studios, LLC.	Creative Services	\$10,572
Cutz By Temp	Personal Services	\$3,982
Dancing Potatoes, LLC	Carry-Out Food Shop	\$12,500
DHR&R Inc.		\$12,500
Differentregard Co., LLC	Manufacturer	\$25,000
Dope Beauty Bar		\$3,111
Dreamteam Tattoos	Body Art Establishment	\$4,027
Earth Elements Soapworks, LLC	Manufacturer	\$5,000
Ebert Enterprises, Inc.		\$24,077
Elite Secrets, LLC	Retail Goods Establishment	\$25,000
Everyone Counts, Inc.	Health Care Clinic	\$5,000
Everything Turkey, Inc.		\$12,422
Express Tag and Title LLC.	Professional Services	\$5,000
Eyede Medical, Inc	Manufacturer	\$12,500
Fabulously Organized, LLC.		\$4,874
Federal Hill Fitness	Recreation and Sports	\$25,000
Fran's Organic Bodycare	Retail Goods Establishment	\$25,000
Fresh and Shine Cleaning Services, LLC.	Other	\$5,000
Friendly Fried Chicken	Carry-Out Food Shop	\$5,000
Friendly Fried Chicken, Inc.	Restaurant / Tavern / Lounge	\$7,500
Fyodor Biotechnologies	Manufacturing	\$25,000
Galerie Myrtis LLC.	Art Gallery	\$25,000
Get Shredded Vintage		\$5,000
Golden Years Home Care, LLC.		\$10,000
Greater Good Market and Exchange DBA Stix and Stones	Food and Beverage Service Providers and Non-Hotel Hospitality	\$12,500
Green Grass Tall Trees, LLC		\$25,000
Greenknoll Enterprises LLC.		\$5,770
Harbor City Deli, Inc.	Food and Beverage Service Providers and Non-Hotel Hospitality	\$5,513
Hasan Inc. DBA American Wings and Pizza	Restaurant / Tavern / Lounge	\$23,220
Highest Ground, LLC.		\$5,000
Hoodfellas Kitchen, LLC.	Restaurant / Tavern / Lounge	\$12,500
House of Bombshell, LLC	Personal Services	\$15,400
House of Tabloid Legend	Other	\$5,000
Howard Street Incubator 406, LLC.		\$25,000
Hux Spirits, LLC.	Manufacturer	\$10,909
Inner Harbor Travel Inc.	Other	\$5,000
Intuit Consultants	Professional Services	\$3,710
Jaime Drayton, LLC.	Personal Services	\$5,000
Jaliyaa Coffee, LLC.	Manufacturer	\$25,000
Jazmine Kionna Corporation	Retail Goods Establishment	\$5,000
Jeongsoojeong Inc. DBA Federal Hill Cleaners	Other	\$24,256
Jody Davis Jd Design	Retail	\$12,288
Juniper Culinary LLC.	Manufacturer	\$5,000
Katherine Spinney Coaching, LLC.	Professional Services	\$5,000

Organization	Industry	Award Amount
Kelly's Beauty, Inc.		\$7,850
KLM Enterprises DBA Pierpont Restaurant	Food and Beverage Service Providers and Non-Hotel Hospitality	\$12,076
La Nueva Esperanza, LLC	Retail Goods Establishment	\$5,000
Lash Nation by Pretty Girl Beauty, LLC.	Personal Services	\$1,500
Lavish Boutique Pm	Retail Goods Establishment	\$5,000
Lisa's Luxury Consignment Shop, LLC	Retail Goods Establishment	\$4,694
Lor Tush	Other	\$12,500
Love, Puddin LLC.	Other	\$5,000
Luann M. Carra	Art Gallery	\$4,755
Luminous By Fari, LLC.		\$5,000
Luminous Nails and Spa, LLC	Personal Services	\$3,445
M.f.g. Toffee & Bark Company LLC	Manufacturer	\$5,000
Main Street Mart, LLC.	Retail Goods Establishment	\$20,655
Matteos Restoration, LLC.	Trade Contractors	\$4,985
Maud + Co, LLC.	Retail Goods Establishment	\$5,000
Media Rhythm Institute, LLC.	Arts Studio	\$20,000
Mera Kitchen Collective, LLC	Restaurant / Tavern / Lounge	\$17,500
Montego Bar & Grille (Nwoko Holdings)	Restaurant / Tavern / Lounge	\$12,500
Mount Royal Soaps, LLC	Manufacturer	\$9,568
Mv Fitness Invoice	Recreation and Sports	\$25,000
Namascents Candles, LLC.	Manufacturer	\$5,000
Namsoo, LLC		\$10,544
Neighborhood Fiber	Manufacturing	\$25,000
Nela	Other	\$5,000
Neopol Savory Smokey, LLC	Restaurant / Tavern / Lounge	\$14,372
New Terra Cafe, LLC	Restaurant / Tavern / Lounge	\$25,000
No. 1 Taste	Food and Beverage Service Providers and Non-Hotel Hospitality	\$9,440
Nsane Beauty Lab	Personal Services	\$4,740
Nvizion Media, LLC.		\$10,508
Ohga, Inc.		\$5,000
Organic Chemistry, Inc.	Manufacturer	\$5,000
Our Time, LLC.	Manufacturer	\$5,000
Park's Hamburger	Carry-Out Food Shop	\$5,640
Party Girl Entertainment	Other	\$5,000
Paul's Cleaners	Personal Services	\$5,000
Personal Best Ceramics, LLC	Other	\$5,000
Pizza Party	Food and Beverage Service Providers and Non-Hotel Hospitality	\$12,500
Pt On The Go, LLC.	Professional Services	\$5,000
Pt Towing	Other	\$3,692
Pupuseria El Salvador, Inc.	Restaurant / Tavern / Lounge	\$12,500
Queens Loving Heart, LLC.	Other	\$4,590
R&R Moving and Hauling Services, LLC.	Personal Services	\$12,500
R.a. Burrell Enterprises, LLC.	Other	\$4,650
Red Emma's Cooperative Corp.	Restaurant / Tavern / Lounge	\$17,500
Refocused LLC	Restaurant / Tavern / Lounge	\$23,039
Residential Styles, LLC.		\$12,500
Rippd Canvas Corporation	Body Art Establishment	\$4,050
Robinson Tax & Business Service, LLC.	Professional Services	\$5,000
Rotonde Baltimore, LLC		\$18,500
Royal Blue Caribbean, Inc.		\$25,000
Sankofa African \$ World Bazaar	Retail Goods Establishment	\$11,765
Sarah Magida Designs		\$4,055
Set The Tone Kitchen, LLC.	Carry-Out Food Shop	\$5,000

Organization	Industry	Award Amount
Sew Lab Usa, LLC	Manufacturer	\$12,500
She Fit Lifestyle, LLC.	Health and Fitness Center	\$4,981
Shin 2 Inc.	Carry-Out Food Shop	\$12,000
Shine Studios LLC.	Professional Services	\$5,000
Sijan Multilook Inc.		\$12,500
Simply Marie, LLC	Restaurant / Tavern / Lounge	\$5,000
Sister House	Restaurant / Tavern / Lounge	\$5,000
Soho Teriyaki	Carry-Out Food Shop	\$5,000
Sporty Dog Creations, LLC	Restaurant / Tavern / Lounge	\$5,000
Strut, LLC.	Retail Goods Establishment	\$4,234
Studio 7 The Salon, LLC	Personal Services	\$25,000
Style Haven, LLC.	Retail Goods Establishment	\$5,000
Stylesbykala	Personal Services	\$5,000
Supernaturals Haircare, LLC	Retail Goods Establishment	\$5,000
Taharka Brothers Ice Cream Corporation	Manufacturer	\$11,550
The African Diaspora Alliance	Creative Services	\$5,000
The Arcade X LLC.		\$5,000
The B. Hive, LLC.	Personal Services	\$5,000
The Back Yard X, LLC	Restaurant / Tavern / Lounge	\$7,054
The Bloom Collective	Health Care Clinic	\$5,000
The Cube Cowork	Other	\$10,237
The Entrepreneur Golden Room	Professional Services	\$6,201
The Nolan Group, LLC		\$25,000
The Power Suite LLC.	Professional Services	\$4,500
The Urban Oyster	Restaurant / Tavern / Lounge	\$25,000
The V.p.i. Firm, LLC.	Professional Services	\$12,500
The Voice Within Studio, LLC.	Other	\$3,025
The Wine Collective, LLC	Manufacturer	\$25,000
Thread Coffee Roasters, Inc.	Manufacturer	\$15,907
Tohi Hauling and Transport	Trade Contractors	\$3,908
Top Beauty, Inc.		\$22,500
Topcoat On Pratt LLC.	Other	\$25,000
Treehouse Cafe Management, LLC	Restaurant / Tavern / Lounge	\$5,000
True Melody Music, LLC.	Other	\$4,800
Tuyen Vo DBA Mekong Delta Cafe	Restaurant / Tavern / Lounge	\$4,909
Vent Coffee Roasters, LLC.	Manufacturer	\$25,000
Waffie, LLC.	Food and Beverage Service Providers and Non-Hotel Hospitality	\$12,000
Wax Goddesses, LLC.		\$12,500
Weroance Heart	Manufacturing	\$15,000
Willie Custom Care, LLC.	Personal Services	\$4,682
Y&B Enterprises Inc.	Retail Goods Establishment	\$11,297
Your Traveling Chef, LLC.	Restaurant / Tavern / Lounge	\$7,500
Zannino Designs, LLC.	Art Gallery	\$10,500
	Total	\$1,875,651

Note: Data as of May 2022. Some industry data not provided.

Visit Baltimore Economic Recovery Assistance

Visit Baltimore has fully disbursed all its grant award. Thirty-seven hotels received a total of \$2,350,002 dollars, and Visit Baltimore reported \$149,998 in administrative expenses. The average award was \$63,513.57.

Table 7: Visit Baltimore Grant Recipients

Organization	Industry	Award Amount
101 N Charles Hospitality LLC / DBA Candlewood Suites	Hotels	\$32,688
1840s Carrollton Inn	Hotels	\$4,166
511 South Central Avenue, LLC	Hotels	\$66,658
Admiral Fell Inn	Hotels	\$25,638
Baltimore Plaza Hotel	Hotels	\$30,765
Best Western Travel Plaza	Hotels	\$56,082
Comfort Inn and Suites	Hotels	\$31,086
Delta Baltimore North	Hotels	\$47,109
Delta Hotels By Marriott Baltimore Inner Harbor	Hotels	\$48,070
Four Seasons Hotel Baltimore	Hotels	\$82,040
Hampton Inn Baltimore	Hotels	\$40,379
Hampton Inn Bayview	Hotels	\$36,854
Hilton Baltimore Inner Harbor	Hotels	\$242,595
Hilton Garden Inn and Homewood Suites Baltimore Inner Harbor	Hotels	\$111,523
Hit Trs Baltimore, LLC DBA Courtyard Baltimore Inner Harbor Hotel	Hotels	\$65,696
Holiday Inn Express Baltimore Downtown	Hotels	\$22,433
Ihm Subtenant LLC DBA Sheraton Inner Harbor Hotel	Hotels	\$108,319
Inn At The Colonnade	Hotels	\$40,059
Inner Harbor East Hotel li Operator LLC - Baltimore Marriott Waterfront Hotel	Hotels	\$241,634
Mcsam Hotel Baltimore Harbor LLC DBA Radisson Hotel Downtown - Inner Harbor	Hotels	\$103,832
Mhf Baltimore Dt Operating V LLC	Hotels	\$44,866
Mj Harbor Hotel, LLC	Hotels	\$21,151
Mj Henderson's Wharf, LLC	Hotels	\$12,178
Mt Vernon Mansion LLC / The Ivy Hotel	Hotels	\$5,448
Mvh Baltimore Hotel LLC	Hotels	\$51,916
Pro Hospitality Baltimore, LLC DBA Revival At Mount Vernon Place	Hotels	\$34,290
Rachael's Dowry Bed and Breakfast	Hotels	\$1,923
Renaissance Baltimore Harborplace	Hotels	\$199,332
Residence Inn Baltimore At Johns Hopkins Campus	Hotels	\$62,171
Rmv Hospitality LLC DBA La Quinta Inn & Suites	Hotels	\$13,460
Sc Baltimore Hotel, LLC DBA Baltimore Marriott Inner Harbor At Camden Yards	Hotels	\$167,926
Scmd Tower 2 LLC DBA The Holiday Inn Baltimore	Hotels	\$116,010
Sleep Inn & Suites	Hotels	\$19,869
Spring Hill Suites Baltimore	Hotels	\$31,726
Staybridge Suites - Inner Harbor	Hotels	\$32,367
Summit Hotel Trs 136, LLC (DBA Hampton Inn & Suites Baltimore Inner Harbor)	Hotels	\$37,174
Summit Hotel Trs 137, LLC (DBA Residence Inn Baltimore Inner Harbor)	Hotels	\$60,569
Total		\$2,350,002

Family League Economic Recovery Assistance

The Family League of Baltimore City has fully disbursed all its grant award. A total of 182 childcare centers received grant awards totaling \$1.88M.

Table 8: Family League Grant Recipients

Organization	Industry	Award Amount
Abc Child Development Center li, LLC	Child Care	\$15,000
Adrienne's Little Tots Family Daycare	Child Care	\$10,000
Agape Amour Child Care Center	Child Care	\$10,000

Alexander Family Daycare	Child Care	\$10,000
Alice Blessing Childcare	Child Care	\$10,000
All My Children Childcare Center	Child Care	\$10,000
Amya's Angels Learning	Child Care	\$10,000
Andrea's Little Kiddie Childcare	Child Care	\$10,000
Angels Angels Family Daycare	Child Care	\$10,000
Ashley Selby	Child Care	\$10,000
Aunt Elaine's Little People	Child Care	\$10,000
Aunt Lynn's Childcare	Child Care	\$9,500
Autumn Booth	Child Care	\$10,000
Baby Graduates Day Care	Child Care	\$10,000
Bentley's Tots & Scholars Family Daycare	Child Care	\$10,000
Blessed Hands Childcare LLC	Child Care	\$10,000
Blessing Family Daycare	Child Care	\$10,000
Bright Beginnings Daycare	Child Care	\$10,000
Bright Beginnings Learning Center LLC	Child Care	\$10,000
Brilliant Braxtons Daycare	Child Care	\$10,000
Busy Bells Day Care	Child Care	\$10,000
Callieb Daycare Center	Child Care	\$10,000
Candi Cares, LLC	Child Care	\$10,000
Candy's Learning/Playhouse Christian Day Care LLC	Child Care	\$10,000
Cannon's Small Steps Family Childcare	Child Care	\$10,000
Carol's Kingdom Kids	Child Care	\$10,000
Chanel Herriott	Child Care	\$10,000
Chantes Heart To Heart Family Daycare	Child Care	\$10,000
Children Are Blessing From Above Child Care Center	Child Care	\$10,000
Children of Victory Learning Center Inc	Child Care	\$10,000
Choo Choo Train Childcare Center	Child Care	\$20,000
Chosen Generation Family Childcare	Child Care	\$10,000
Cindy's Learning Center	Child Care	\$10,000
Come In & Let The Kids Shine In Daycare	Child Care	\$10,000
Comfy Care Child Care	Child Care	\$10,000
Curious Cubs Daycare	Child Care	\$9,990
Curious George Learning Center	Child Care	\$10,000
Cutisa Patterson	Child Care	\$10,000
D & K Daycare	Child Care	\$10,000
Deborah Daycare	Child Care	\$10,000
Denise Brewer	Child Care	\$10,000
Denys Moses	Child Care	\$10,000
Donna Sutton	Child Care	\$10,000
E's To Bee's Day Care	Child Care	\$10,000
Everyday Sunshine	Child Care	\$10,000
Fannie's Daycare	Child Care	\$10,000
Fine Point Stay N Play LLC	Child Care	\$10,000
Fruits of The Spirit Christian Childcare Center	Child Care	\$10,000
Gan Rina Daycare LLC	Child Care	\$10,000
Gardner's Child Care	Child Care	\$10,000
Gifted Hands Brilliant Minds LLC	Child Care	\$10,000
Gingerbread Kidz Daycare	Child Care	\$10,000
Gloria Brown	Child Care	\$10,000
God's Little Cherubs Early Learning Center, LLC	Child Care	\$9,500
Goody Gumdrop	Child Care	\$10,000
Grins and Giggles Family Daycare	Child Care	\$10,000
Gwendolyn Day Care	Child Care	\$10,000
Happy Feet Enrichment Childcare	Child Care	\$10,000
Happy Sprouts Family Child Care	Child Care	\$10,000
Harvest Childcare	Child Care	\$10,000
Hearts of God Family Daycare Center	Child Care	\$10,000
Heaven and Friends Daycare	Child Care	\$10,000

Heaven Sent	Child Care	\$10,000
Heavenly Angels Early Learning Center LLC	Child Care	\$10,000
Houston Angels Daycare	Child Care	\$10,000
I Believe In You Daycare	Child Care	\$10,000
Impressive Family Childcare	Child Care	\$10,000
Jack N Beans Family Childcare	Child Care	\$10,000
Jakeya Sullivan	Child Care	\$10,000
Jennifer Moore Licensed Daycare	Child Care	\$10,000
Junior Millenium Dcc	Child Care	\$9,500
Just Like Home Child Care	Child Care	\$9,500
Just Like Home Daycare	Child Care	\$9,500
Kaeel's Little Helpers LLC	Child Care	\$10,000
Karen's Kidz	Child Care	\$10,000
Kb's Child Care Center	Child Care	\$10,000
Kerry's Creative Kids Family Daycare	Child Care	\$10,000
Kiddie Klubhouse Family Daycare	Child Care	\$10,000
Kiddie Korral Learning Center Inc.	Child Care	\$10,000
Kiddy Kare Child Care	Child Care	\$10,000
Kids & Play Child Care	Child Care	\$10,000
Kids Edu Caring Place LLC	Child Care	\$10,000
Kids R Kids Daycare	Child Care	\$10,000
Kidzstuff Child Care Center	Child Care	\$25,000
Kim's Community Care	Child Care	\$10,000
Kim Kiddle Korner Childcare	Child Care	\$10,000
Kindred Learning Center	Child Care	\$8,500
Kreative Mindz Family Daycare	Child Care	\$10,000
Kurious Kids	Child Care	\$10,000
Labourers for Jesus Excellent Learly Learning Childcare	Child Care	\$10,000
Ladawn Jones	Child Care	\$10,000
Laura's Little Angels	Child Care	\$10,000
Leslie's Leaping Learners Child Care	Child Care	\$10,000
Liltots Childcare	Child Care	\$10,000
Lin's Kids Child Care LLC	Child Care	\$10,000
Linda Stewart	Child Care	\$10,000
Lisa's Little Angels Daycare	Child Care	\$10,000
Little Angel Daycare	Child Care	\$10,000
Little Angels Learning Palace Daycare	Child Care	\$10,000
Little Bears Den Learning Center	Child Care	\$9,500
Little Blessing	Child Care	\$10,000
Little Blessing Family Childcare	Child Care	\$10,000
Little Champs Daycare	Child Care	\$9,500
Little Ducks Daycare	Child Care	\$9,500
Little Fingers and Little Toes Family Daycare	Child Care	\$10,000
Little Jewels Day Care	Child Care	\$10,000
Little Minds Learning	Child Care	\$10,000
Little Youngsters Childcare	Child Care	\$9,500
Lola's Angel's Daycare	Child Care	\$10,000
Love & Learn	Child Care	\$10,000
Loving Hands Family Daycare	Child Care	\$10,000
Markita Bose-Slide	Child Care	\$10,000
Mema's Early Learning Center	Child Care	\$10,000
Merky's Daycare Home	Child Care	\$10,000
Mi Amor Daycare	Child Care	\$10,000
Milk and Honey Childcare Services LLC	Child Care	\$15,000
Miss Robin's Daycare	Child Care	\$10,000
Mom Mom's House	Child Care	\$9,725
Montgomery Land of Care	Child Care	\$10,000
Ms. Debbie's Tiny Toes Daycare	Child Care	\$10,000
Ms. Gloria's Loving Family Day	Child Care	\$10,000

Nee-Nee's Daycare	Child Care	\$10,000
No More Tears Daycare	Child Care	\$10,000
Old Mother Hubbard's Learning Cubbard Daycare Center	Child Care	\$25,000
Palmer's Blessed Family Child Care	Child Care	\$10,000
Patricias Daycare	Child Care	\$10,000
Positive Image of Love	Child Care	\$10,000
Positive Youth Expressions	Child Care	\$20,000
Precious Heart Child Care	Child Care	\$10,000
Precious Life	Child Care	\$10,000
Precious Moments Family Daycare	Child Care	\$10,000
Progressive Education Center, Inc.	Child Care	\$10,000
Rene's Giggles and Wiggles	Child Care	\$10,000
Renee Tiny Tots Family Daycare	Child Care	\$10,000
Rigsby's Daycare Services	Child Care	\$10,000
Rising Stars Family Daycare	Child Care	\$10,000
Robin A Dickson/ Robin's Nest Daycare Too	Child Care	\$10,000
Robin Hursey White	Child Care	\$10,000
Robyn Bailey	Child Care	\$10,000
Rochelle Meadows	Child Care	\$10,000
Rose's Little Angels	Child Care	\$10,000
Sabrina Hopkins	Child Care	\$10,000
See-N-Try Chant-N-Tell Daycare	Child Care	\$10,000
Seeds To Trees Family Child Care LLC	Child Care	\$10,000
Senora Merritt	Child Care	\$10,000
Shamrock Daycare	Child Care	\$10,000
Shans Christian Childcare	Child Care	\$10,000
Shante Dozier	Child Care	\$10,000
Shining Star Childcare Center LLC	Child Care	\$10,000
Short Stop Family Daycare	Child Care	\$10,000
Smiling Faces Daycare	Child Care	\$10,000
Sonja Tuck	Child Care	\$10,000
Splash Kids Daycare	Child Care	\$10,000
Step By Step Family Daycare	Child Care	\$10,000
Stephanie Brady	Child Care	\$10,000
Sticky Finders Messy Faces LLC	Child Care	\$10,000
Sukeena Price	Child Care	\$10,000
Sylina Angels Daycare	Child Care	\$9,500
Tammy's Loving Touch Child Care	Child Care	\$9,500
Tc Angels Daycare	Child Care	\$10,000
Tee Learning Childcare	Child Care	\$10,000
Tender Little Smiles Daycare	Child Care	\$10,000
The King's Kids Family Daycare	Child Care	\$10,000
The Play and Learn Factory	Child Care	\$9,000
Thomas Learning Place	Child Care	\$10,000
Tiffany Davis	Child Care	\$10,000
Tina's Tots Childcare	Child Care	\$10,000
Tinker Tots Childcare	Child Care	\$10,000
Tiny Hearts Tiny Minds Childcare	Child Care	\$9,000
Tonya Lawrence	Child Care	\$10,000
Torresha Cooper	Child Care	\$9,785
Toshiko Riggins	Child Care	\$10,000
Toussant Mckenzie	Child Care	\$10,000
Towing Kids Daycare	Child Care	\$10,000
Tracey Davis	Child Care	\$10,000
Ty's Tiny Tots T3 Daycare, LLC	Child Care	\$10,000
Tyesha Rideout	Child Care	\$10,000
Universal Child Day Care Center	Child Care	\$20,000
Vanessa's Daycare	Child Care	\$9,500
Vernetta's Home Day Care	Child Care	\$10,000

Wanda Boyfriend Girlfriend Family Childcare	Child Care	\$10,000
Zoned for Kidz Childcare LLC	Child Care	\$10,000
Total		\$1,880,000

Baltimore Office of Promotion and the Arts (BOPA) Recovery Assistance

BOPA was awarded \$500,000 in ARPA funding to provide financial and technical assistance to individual artists in Baltimore City negatively impacted by the COVID-19 public health emergency. BOPA sent award letters to 112 grantees and expects to start disbursing funds in the coming weeks. In addition, BOPA has administered a survey to all grantees to assist in the collection of required reporting data and feedback.

Funded City Agencies

Baltimore City Recreation and Parks (BCRP)

BCRP was awarded \$41M in ARPA funding to address playgrounds, athletic courts, pools and recreation centers. The BCRP project selection process combined the use of facility condition assessments that have taken place over the last three years with a lens towards equity and inclusion. The assessment process aided in identifying the BCRP assets that due to current condition and function, require the most immediate attention. BCRP is preparing solicitation packages for projects on or after July 1. The Recovery Office is working with BCRP to review and finalize performance measures for both construction monitoring and outcomes related to facility usage and satisfaction.

Baltimore City Health Department (BCHD)

As a part of the \$80M grant award to BCHD, the agency will acquire a warehouse to store personal protective equipment. The warehouse lease was approved by the Board of Estimates and is currently being processed for payment to the vendor. The Health Department continues to prepare existing and new contracts and sub-grant agreements with providers to use ARPA funds, as the FEMA reimbursement for most BCHD programming is being reduced to 90% on July 1, 2022.

Mayor's Office of Broadband and Digital Equity (MOBDE)

MOBDE received a \$35 million grant award designated into two phases. As a part of Phase I, MOBDE will extend City fiber to 23 recreation centers, enabling more public wi-fi in the future at those locations; establish an air-gapped network to protect public wi-fi network security and bandwidth; create 100 public wi-fi locations in 10 West Baltimore neighborhoods; and fund administration and network operations. Phase II is still in the planning stages with more details to be announced in the coming fiscal year. Accomplishments in Phase I include procurement of an air-gapped network, initiation of the recreation center fiber infrastructure project, and the publication of the City's Digital Equity Plan. It also includes robust community engagement initiatives led by the Mayor's Office of Performance and Innovation (OPI) in coordination with MOBDE. In late May 2022, OPI presented to MOBDE and MORP on their resident-centered design findings and recommendations for public wi-fi. These insights, gathered from resident surveys, one-on-one discussions, a pop-up event, and group interviews, focused on how to address resident needs for privacy, security, bandwidth, and more through both the physical and digital experience of using public wi-fi.

Mayor's Office of Neighborhood Safety and Engagement (MONSE)

MONSE was awarded \$50M in ARPA funds. The agency has received 251 applications from Baltimore residents interested in participating in the workgroups of the Criminal Justice Coordinating Council. MONSE has also produced its final CVI operations manual, which has been shared with Safe Streets and hospital-based responder program operators for feedback.

Since receiving its award, MONSE has announced grant awards to 30 organizations totaling \$18.3M. These organizations provide programs and services in a variety of areas, such as youth justice, community healing, victim services, re-entry and community violence intervention (CVI). Over the coming months, MONSE will submit grant agreements and/or contracts to Board of Estimates approval.

Other efforts to date include:

- Facilitating the first Coordinated Neighborhood Stabilization Response (CNSR) events
- Developing a list of prospective members for the Re-Entry Action Council (RAC)
- Building the Apricot case management system to report additional qualitative and quantitative data

Table g: MONSE Grant Recipients

Organization	Use of Funds	Award Amount
Maryland Department of Public Safety and Correctional Services (DPSCS)	Returning Citizens Behind The Wall Initiative	\$12,690,000
Roar	Gun Violence - CVI - Survivor Wraparound Services	\$1,500,000
Healing City Baltimore	Youth and Trauma - Grants - Operating Support	\$900,000
Sage Wellness	Gun Violence - CVI - Mental Health Support	\$750,000
Turnaround, Inc.	Gun Violence - CVI - Survivor Wraparound Services	\$375,000
Baltimore Community Mediation Center	Neighborhoods - Evaluation - Listening Tours	\$300,000
Turnaround, Inc.	Victim Services - Proactive Human Trafficking Investigations	\$300,000
We Our Us	Gun Violence - CVI	\$250,000
My Covenant Place	Victim Services:	\$120,000
House of Ruth	Victim Services	\$105,000
Challenge 2 Change Inc.	Community Violence Intervention	\$100,000
University of Baltimore	Neighborhood Capacity Assessment	\$100,000
Baltimore Ceasefire	Neighborhood Stabilization Response	\$75,000
Baltimore Civic Fund	Community Grant Reviewers	\$75,000
Roca Baltimore	Neighborhood Stabilization Response	\$75,000
Turnaround	Victim Services	\$75,000
We Our Us	Neighborhood Stabilization Response	\$75,000
Community Law in Action (CLIA)	Youth Justice	\$50,000
No Struggle No Success Inc.	Re-Entry	\$50,000
Roberta's House	Youth Services	\$50,000
Tuerk House	Harm Reduction and Addiction	\$50,000
Wisdom Projects, Inc.	Community Healing	\$50,000
Brown Girl Wellness, Inc.	Victim Services	\$25,000
Missionfit Inc.	Community Healing	\$25,000
National Center on Institutions and Alternatives	Re-Entry	\$25,000
Pivot Inc.	Re-Entry	\$25,000
The Door - Baltimore Urban Leadership Foundation	Victim Services.	\$25,000
The Rich Program	Youth Justice	\$25,000
We Rise, A Non-Profit Corporation	Victim Services	\$25,000
Youth of The Diaspora	Youth Justice	\$25,000
Total		\$18,315,000

Note: Amounts included have been committed but may not have been awarded or disbursed yet. Funding disbursement is contingent on approval by the Board of Estimates. Some commitments span across fiscal years.

Mayor's Office of Employment Development (MOED)

MOED was awarded \$30M in funds from the city's ARPA allocation. MOED has established agreements with 20 Train Up occupational training providers, including 9 funded by City ARPA and 11 by State ARPA. There are three Community Connectors that were selected as part of Train Up: Goodwill Industries and Fusion Partnerships were approved in June and approval for a third agreement is expected in July. These organizations will provide intensive, neighborhood-based outreach to unemployed and underemployed residents. South Baltimore Learning Corporation, Train Up's adult education provider, has begun integrating its services into the Train Up program and provided a presentation at the monthly Train Up provider meeting in May 2022. As of the end of May 2022, there were 14 participants enrolled in City ARPA-funded programs. Enrollment numbers are expected to increase substantially in fiscal year 2023 now that agreements are in place.

The Hire Up program is currently funded by a State RELIEF Act grant. Funding for the program will shift to City ARPA once RELIEF funds are fully obligated, likely in June or July. Currently, our worksites include: the Baltimore City Department of Transportation; Department of Finance; Baltimore City Recreation and Parks Department; Department of Public Works; Parking Authority of Baltimore City; Downtown Partnership of Baltimore; and the Mayor's Office of African American Male Engagement which also operates another worksite - The Food Project. MOED also serves as a worksite. There are currently 38 people employed with City Agencies and there are 89 positions with City Agencies that have been identified for subsidized employment with Hire Up.

Hire Up and Train Up Project Managers are coordinating with two legal services providers, Maryland Legal Aid and Maryland Volunteer Lawyers Service, to ensure a timely and effective connection to their respective sites and training participants. BOE approval is expected in August for the sub-agreement to provide behavioral health services for all Train Up and Hire Up participants.

Through the Small Business Wage Subsidy, nearly 150 residents have been hired at small businesses. The first 45 subsidies (paid upon 10 weeks of employment) will be paid for by State ARPA, with City ARPA funding expected to be tapped in early summer for the remaining 205 subsidies. The program has received 294 applications from small businesses to participate, of which 232 are pre-approved.

The YouthWorks Academy concluded on May 26th. 75 young people were served by this program. YouthWorks Summer Jobs program is working to match applicants with worksites. Summer Jobs will run from July 5 through August 5.

Table 10: MOED Grant Recipients

Organization	Use of Funds	Award Amount
Baltimore Civic Fund	Workforce Supports - Small Business Wage Subsidy	\$1,303,800
Center For Urban Families	Train Up - Administration - Occupational Training Seats and Trainee Stipends	\$750,000
Unite Here	Train Up - Administration - Occupational Training Seats and Trainee Stipends	\$748,268
Equality Equation + P&J Contracting	Train Up - Administration - Occupational Training Seats and Trainee Stipends	\$742,882
Baltimore Alliance For Careers In Healthcare	Train Up - Administration - Occupational Training Seats and Trainee Stipends	\$718,271
Maryland Legal Services Corporation	Workforce Supports - Administration - Legal Services - Administrative Expenses	\$699,600

Organization	Use of Funds	Award Amount
Goodwill Industries	Train Up - Administration - Occupational Training Seats and Trainee Stipends	\$410,538
Catholic Charities	Train Up - Administration - Occupational Training Seats and Trainee Stipends	\$334,788
South Baltimore Learning Corporation	Train Up - Workforce Supports - Literacy Instruction	\$300,000
Fusion Partnerships, Inc.	Train Up - Operational Support - Community Connectors	\$279,985
Open Works	Train Up - Administration - Occupational Training Seats and Trainee Stipends	\$223,925
Baltimore Civic Fund	Workforce Supports - Administration - Transportation Assistance - Administrative Expenses	\$15,120
Total		\$6,527,177

Note: Amounts included have been committed but may not have been awarded or disbursed yet. Funding disbursement is contingent on approval by the Board of Estimates. Some commitments span across fiscal years.

Summary Performance Measures

The following measures provide highlights of activities across projects and investments. The individual key performance indicators contributing to the overall measures are also included. Additional performance data will be included as agencies make additional progress with establishing programs and offering services.

Table 11: Cross-Project Performance Measures

Measurement	Project	Count
Applications for organizational support		893
Number of nonprofits applying for grant awards	Baltimore Civic Fund Recovery Assistance	166
Number of businesses applying for grants or loans	Baltimore Development Corporation Recovery Assistance	730
Applications for training and assistance programs		350
Number of applications received	Family League of Baltimore Recovery Assistance	307
Number of Letters of Intent accepted and invited to apply	MONSE - Violence Intervention	43
Enrollments in other ARPA-funded programming		31
GVRs - Counts of participants	MONSE - Violence Intervention	31
Enrollments in training and work programs		14
(Required by Treasury) Number of workers enrolled in sectoral job training programs	Hire Up, Train Up, Small Business Wage Subsidy, and YouthWorks - Jobs Programs and Occupational Training	14
Number of businesses served		174
(Required by Treasury) Number of small businesses served to date	Baltimore Development Corporation Recovery Assistance	174
Number of Households aided with food		4,606
(Required by Treasury) Number of households served by food distribution programs	COVID-19 Health Response	4,606
Number of households that received household support		13
GVRs - housing assistance - number of unique participants utilizing the benefit	MONSE - Violence Intervention	8
GVRs Participant stipends - Number of participants utilizing the benefit	MONSE - Violence Intervention	5

Measurement	Project	Count
Number of nonprofits served		160
Total number of eligible grants made by the grantee from grant funds	Baltimore Civic Fund Recovery Assistance	160
Served by child/family programs		1017
(Required by Treasury) Number of children served by childcare and early learning to date (pre-school/pre-K/ages 3-5)	Family League of Baltimore Recovery Assistance	835
Number of applicants funded	Family League of Baltimore Recovery Assistance	182

Note: Data through May 2022.

Community Engagement

The U.S. Department of Treasury has clearly stated its intent to engage community in the use of ARPA funds. The Mayor's Office of Recovery Programs uses various mechanisms to engage with the community and provide data and information related to the city's ARPA allocation. Early in the ARPA implementation process, the Recovery Office launched a public feedback form on its [website](#) to obtain insight on how the community would prioritize ARPA funding—allowing respondents to select from several topic areas, including employment development, homelessness, food assistance, mental health and others. A total of 1,209 responses were received as of June 25, 2022.

The Recovery Office employed an [online application process](#) to allow city and quasi-government agencies, nonprofits and community-based organizations to apply for ARPA funding. The online portal was open to receive proposals from August 2021 through March 2022. A total 515 proposals were submitted—341 proposals from nonprofit and community-based organizations and 174 proposals from city and quasi-government agencies.

In collaboration with Mayor Brandon Scott, Chief Administrative Officer (CAO) Christopher Shorter, and the Mayor's Office of Neighborhoods, the Recovery Office hosted an ARPA Townhall Meeting on February 8, 2022. The Mayor, CAO and Chief Recovery Officer provided an overview of projects funded by ARPA and answer questions from constituents. A total of 3,036 attended the townhall. Based on polls provided during the townhall:

- 75% had a clearer understanding of ARPA after townhall
- 39% thought the City should use funding to support historically ignored Black neighborhoods
- 40.5% thought funding should be used to prioritize building public safety

In addition, the Recovery Office uses its [website](#) and social media platforms, including Twitter and Instagram to publicly share the following information:

- Funding announcements
- Monthly Council reports
- U.S. Treasury reports and summaries
- ARPA Insights Newsletter
- ARPA Data Center (Dashboard)

In accordance with guidance from the U.S. Department of Treasury, the tiers of community engagement include:

- Public notice providing project information and the agency decision-making process
- Public meeting and comment period no less than a specific number of days
- Letters of support from community organizations and resident testimonials
- Community charrettes, workshops, open house, or townhalls for extensive feedback and participatory decision-making

In an example of agency level community engagement, the Mayor's Office of Performance and Innovation (OPI) has engaged the community in preparation for Broadband projects funded through ARPA. OPI gathered information from resident surveys, one-on-one discussions, a pop-up event, and group interviews, focused on how to address resident needs for privacy, security, bandwidth, and more through both the physical and digital experience of using public wi-fi.

The Recovery Office also collaborates with agencies to determine the appropriate level of community engagement on a project-by-project basis and will engage with agencies more as projects are established and implementation progresses.